



TREE PRUNING GUIDELINES

Plants sometimes need a bit of a tidy up. Generally, the best time of the year to do this is when plants are dormant, which is in the cooler months of the year or after the plant has flowered.

TYPES OF PRUNING: *Cleaning out*

The removal of any diseased, damaged or dead branches that could cause a problem.

Lifting

The removal of branches from the bottom of the crown of the crown of a tree to provide clearance for pedestrians, vehicles or improve lines of sight.

Crown thinning

The selective removal of branches to increase light penetration and air movement throughout the crown without any reduction of height.

CROWN REDUCTION: (only approved in special circumstances)


Thinning out

The reduction in height and spread while keeping the plants natural shape.


Lopping

The main branches are cut back to the stubs with little regard for its shape and future problems. This is not recommended as it can predispose trees to infectious diseases, insect attack and other problems which can result in decayed and partially hazardous trees with a reduced life span.


Natural shape



Crown thinning or lifting



Heavy lopping not approved under any circumstances



Fairfield City Council's Tree Work Permits are required to protect trees over a height of 4 metres or has a branch span of 3 metres or more from unnecessary removal or excessive and inappropriate pruning.